


*University of Colorado School of Law
Class of 2018 Summary Report—Page 2*


		Full-time Long-term Salaries				
Number	% of	# with	25th		75th	

Full-time Faculty Salary

Full-time Long-term Salaries




				Full-time Long-term Salaries			
--	--	--	--	------------------------------	--	--	--



	Number of Jobs Reported as:
--	--------------------------------

Class of 2018--University of Colorado School of Law
Table 1--continued
Graduate Demographics




Class of 2018—University of Colorado School of Law

Table 2

Employment Status by Gender

Class of 2018--University of Colorado School of Law
Table 4
Employer Types by Gender


--	--	--




Class of 2018—University of Colorado School of Law

Table 5

Employer Types by Age at Graduation



Class of 2018—University of Colorado School of Law
Table 12
Source of Job by Employer Type







Table 14

Location of Instate Jobs

In-state location	# of Jobs	% of Jobs
Aurora	1	0.7
Boulder	26	17.6
Colorado Springs	3	2.0
Denver	75	50.7
Englewood	2	1.4
Fort Collins	2	1.4
Greeley	3	2.0
Lakewood	3	2.0
-	-	-



Class of 2018—University of Colorado School of Law
Table 15
Full and Part-time Jobs by Employer Type
